



SEC-eSPARC – Philippine Business Hub (PBH) Integration

This new feature allows successfully registered applications in eSPARC to proceed to the Philippine Business Hub (PBH) and continue the subsequent steps for the BIR, Social Service Agencies (SSS, PAG-IBIG and PhilHealth), LGU and FDA registration online. At the end of the registration process in eSPARC, the applicant will be redirected to and be allowed to continue the registration to other government agencies in PBH. This new feature is available to both new and previously registered applications in eSPARC.

Quick Guide

You can proceed to the PBH from eSPARC in two ways.

Option 1: By clicking the button found on the email notification of the eSPARC (See Figure 1).

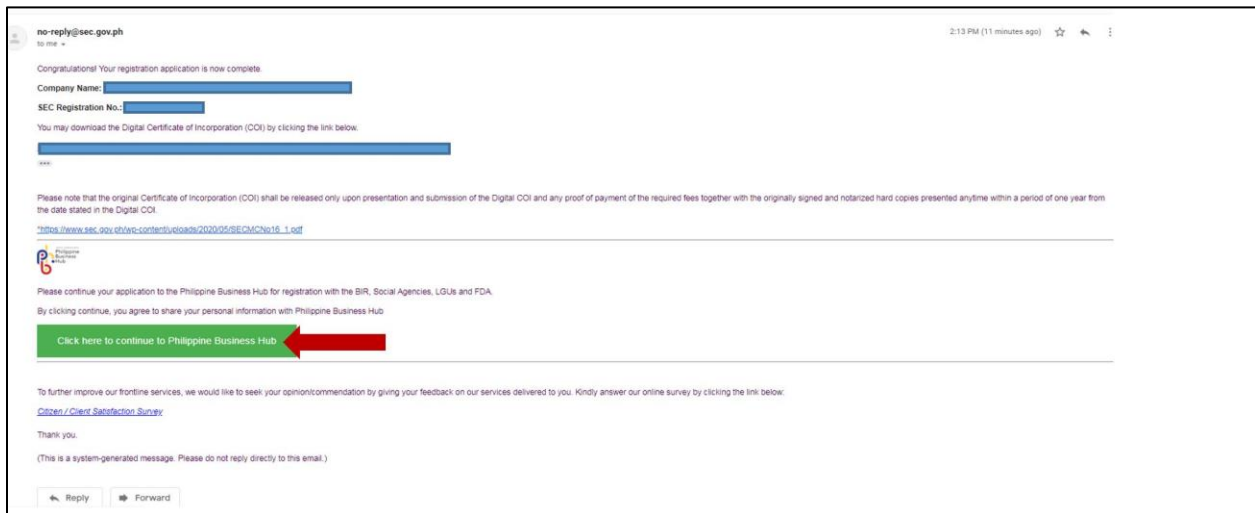


Figure 1: Email notification showing the button to continue to PBH

Option 2: By clicking the “Continue to Philippine Business Hub” button found on the Application Summary page (See Figure 2 and Figure 3).

SECURITIES AND EXCHANGE COMMISSION
Electronic Simplified Processing of Application for Registration of Company

Company Name: [Redacted]
Status: [Redacted]
SEC Registration No.: [Redacted]
Selected Processing SEC Office: SEC Main Office - PICC Ground Floor, Secretariat Building, PICC Complex, Pasay City, Metro Manila
Date Submitted: [Redacted]
Application Reference No.: [Redacted]

Note: Please take note of your application reference number for easy tracking of your application.

Documentary Requirements - Click [↓](#) to download

System Generated Forms

↓ Download	1. Application Summary Form
↓ Download	2. Cover Sheet
↓ Download	3. Articles of Incorporation - Stock Corporation
↓ Download	4. By-laws

[↓ Download Digital COI](#)

Note: Please note that the original Certificate of Incorporation (COI) shall be released only upon presentation and submission of the Digital COI and any proof of payment of the required fees together with four (4) sets of the originally signed and notarized/authenticated/signed/verified hard copies presented anytime within a period of sixty (60) calendar days from the date stated in the Digital Certificate of Incorporation.
https://www.sec.gov.ph/wp-content/uploads/2020/05/SEC/MCN/16_1.pdf

Philippine Business Hub

Please continue your application to the Philippine Business Hub for registration with the BIR, Social Agencies, LGUs and FDA.

By clicking continue, you agree to share your personal information with Philippine Business Hub.

[Continue to Philippine Business Hub](#)

[Exit](#)

Figure 2: Summary Page for Approved Regular Application showing the button to continue to PBH

SECURITIES AND EXCHANGE COMMISSION
Electronic Simplified Processing of Application for Registration of Company

COMPANY NAME: [Redacted]
STATUS: [Redacted]
SEC Registration Number: [Redacted]

[Download Digital COI](#)

Documentary Requirements - Click [↓](#) to download

- [↓ Application Summary Form](#)
- [↓ Cover Sheet](#)
- [↓ Articles of Incorporation](#)
- [↓ By-laws](#)

Note: Please note that the original copy of the Certificate of Incorporation (COI) shall be released only upon presentation and submission of the Digital COI, copy of the proof of payment of the assessed registration fees together with the originally signed and authenticated/ or notarized hard copies anytime within a period of one year from the date stated in the Digital Certificate of Incorporation.
https://www.sec.gov.ph/wp-content/uploads/2020/05/SEC/MCN/16_1.pdf

Selected SEC Office: SEC Main Office - PICC Ground Floor, Secretariat Building, PICC Complex, Pasay City, Metro Manila

Philippine Business Hub

Please continue your application to the Philippine Business Hub for registration with the BIR, Social Agencies, LGUs and FDA.

By clicking continue, you agree to share your personal information with Philippine Business Hub.

[Continue to Philippine Business Hub](#)

To further improve our frontline services, we would like to seek your opinion/commendation by giving your feedback on our services delivered to you. Kindly answer our online survey by clicking the link below.
[Citizen / Client Satisfaction Survey](#)

[Exit](#)

SECURITIES AND EXCHANGE COMMISSION 2022

Figure 3: Summary Page for OneSEC Application showing the button to continue to PBH

Note: For previously approved applications, including applications registered through the OneSEC, you can go to the Application Summary page by clicking the link on the email notification previously sent by eSPARC (See Figure 4).



Figure 4: Email notification showing the link to go to the Application Summary Page.

By proceeding to the PBH, you agree to share your personal information and your business details in eSPARC to the PBH. This will enable the PBH to check if you are already registered in the system and populate the business details in the unified form that is needed in your company's registration with BIR and other government agencies.

You will be redirected to the PBH login page if you have an existing account in PBH (See Figure 5).

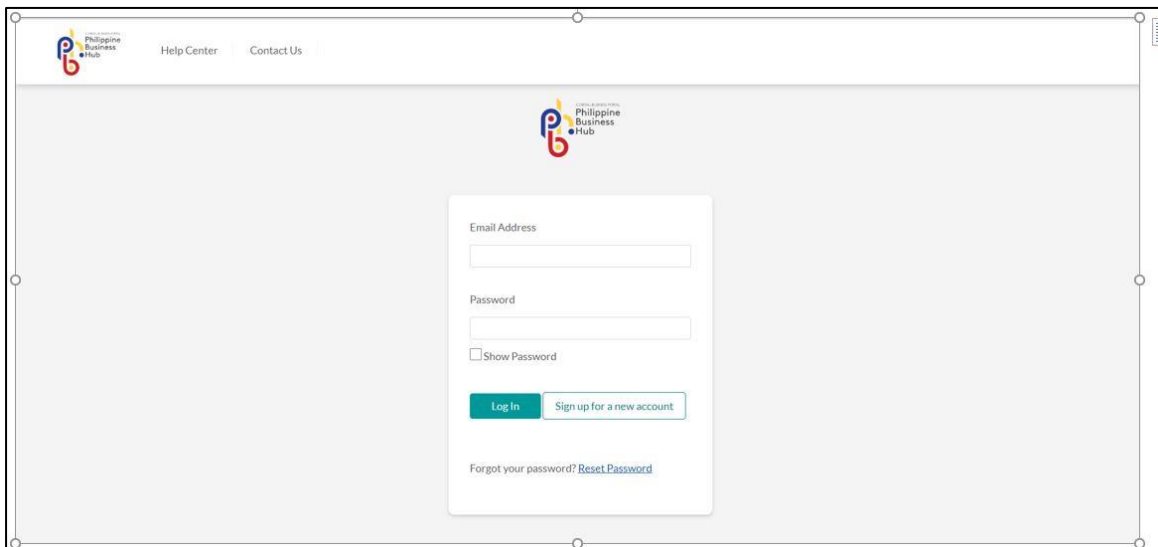


Figure 5: Login page of the Philippine Business Hub

Otherwise, you will be redirected to the Account Creation page and will be asked to first sign-up with the PBH (See Figure 6).

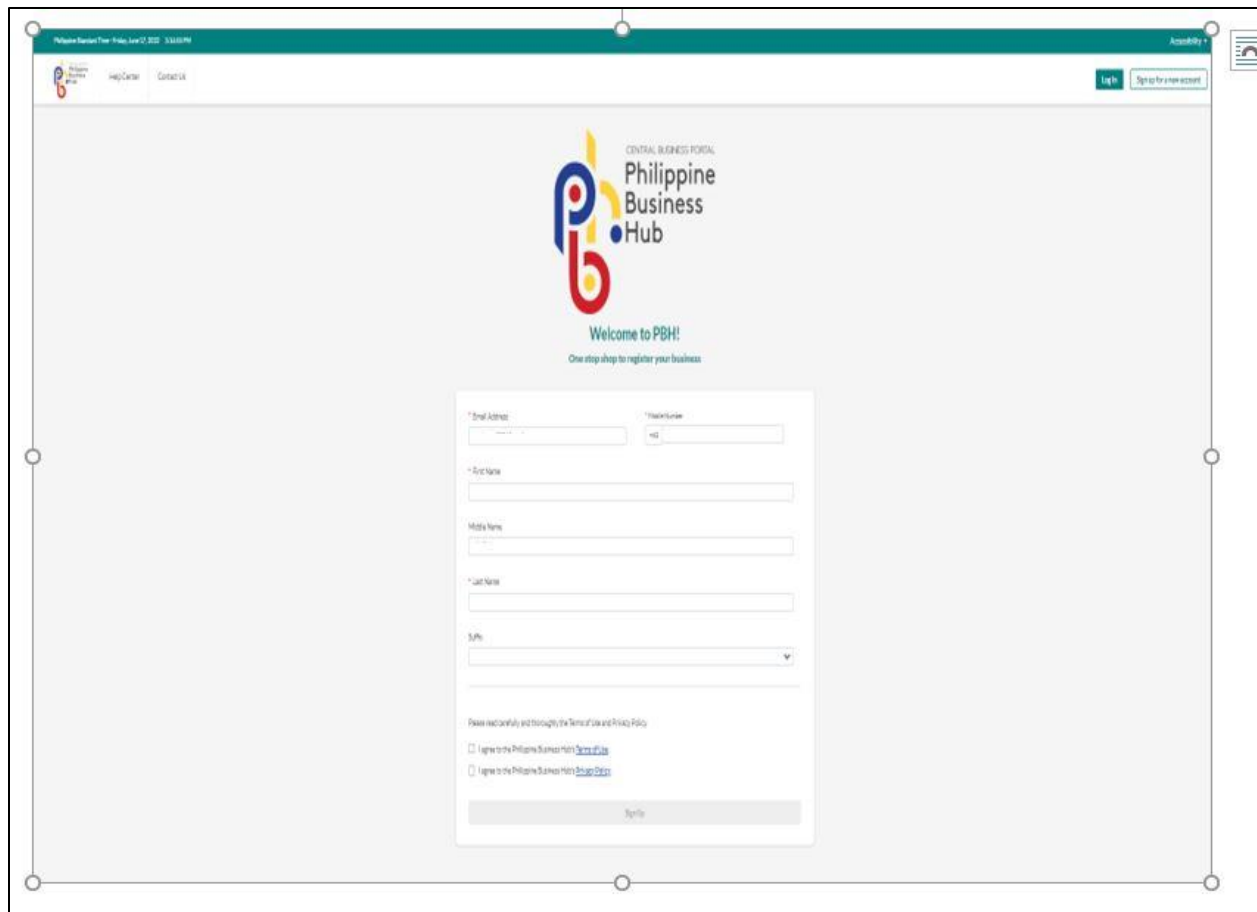


Figure 5: Account Creation page of the Philippine Business Hub

Upon login to the PBH, you will now be able to apply for BIR TIN and automatically get employer numbers from SSS, PAG-IBIG and PhilHealth. You can also proceed to the LGU and FDA online registration process through the PBH. To know more about the processes inside the PBH, kindly visit <https://business.gov.ph/help-center>.